



LOWELL PUBLIC SCHOOLS

Charlotte M. Murkland School
350 Adams Street
Lowell, Massachusetts 01854

"Home-School Connection"

Kevin Andriolo
Principal

Denise Perrin
Assistant Principal

Tel: (978) 970 - 2828

Fax: (978) 937 - 2835

kandriolo@lowell.k12.ma.us

dperrin@lowell.k12.ma.us

GET READY FOR GRADE 4

June 16, 2021

Dear Parent/Guardian:

During summer vacation we are offering your child a chance to work on some Reading and Math. This packet has been created to target some important skills to be successful for next school year. We hope your child can find time to work on this packet.

This packet is expected back on the first day of school. If this packet is complete, your child will be rewarded during a celebration when we return to school in the fall!

Good luck with this assignment and have a wonderful break!

Sincerely,

Kevin Andriolo

Kevin Andriolo
Murkland School Principal





Lowell Public Schools Summer Reading Program

Lowell Students Read



Dear Parents, Guardians, and Caretakers:

As partners in the education of our youth, I invite you to help your children extend their reading skills this summer.



Here's how you can help:

- Check that your child reads for 15-30 minutes every day or read with them.
- Visit the Pollard Library and make sure your child has a book he or she can read. If you don't already have a library card, you can sign up online for an e-library card or use their many resources!

Your child is expected to:

- Select and read titles from the attached list or **any books they want**. This list includes new titles and old favorites. They can also read online or listen to audiobooks.
- Return to school prepared to participate in a discussion about a book that he or she reads.

Reading is fun! **Play BINGO!** Each child that returns their BINGO board will be honored with a certificate at their school.

Log the books your child reads either on paper **OR** online. [Click here](#) to enter each book. This will create a list at their school of all the books your child read. Be sure to keep your log only on paper **OR** only online, not both!

We look forward to hearing about how much you read this summer!

Thank you,

Chief Academic Officer
Summer Reading 2021

Students Entering Grades K-4

My Summer Reading Plan



Books/Authors I want to read:











Where I will get books:

Borrow from the library

Read Online

Trade books with friends

Buy at a bookstore

Buy Online

Other _____

Where I will read:

In my bedroom

In the living room

Outside

In my car

At the beach

Other _____

Log all of the books that you read. If you read 1 book, write it down. If you read 100, write them down. You can write them here. If you run out of room, add another piece of paper.

OR

Looking for an even easier way to log your books, do it online. [Click here](#) to enter your book titles online. Your school will keep a list of all of the books that you read.

Remember, you only need to log your books on paper or online. NOT BOTH!

Happy Summer Reading!



Summer Reading

BINGO

Have a reading party with family	Read for 20 minutes	Read with a flashlight	Read on the swings	Read a book with a BLUE cover
Read to your pet (or stuffed animal)	Read out LOUD	Read on a rainy day	Read a poem to your family	Read a book you love
Read in your PJ's	Read a book with a GREEN cover	FREE	Read under a tree	Read a fairy or folk tale
Read a book your parent loved as a kid	Read on a road trip	Read under the stars	Read in a blanket fort	Read in your swim suit
Read while eating ice cream	Read a book at the library	Read a book about animals	Read a book with a RED cover	Read an e-book

[Log your summer reading book titles here!](#)



SUMMER READING PROJECT

Please show us how much you liked one or more of your summer reading books by making a project from the list below. You can also create your own project that you think up yourself! Share your completed book project or response with your teacher in the fall.

KINDERGARTEN TO GRADE ONE



- ★ Describe the character _____ using key details from the text.
- ★ Draw or paint a picture of your favorite book character and write about it.
- ★ Draw or paint a picture about your favorite part of a book.

FIRST GRADE TO SECOND GRADE



- ★ Describe what kind of character _____ is using key details from the text.
- ★ Create a colorful new cover for one of your books, showing some event from the book or something you learned from it.
- ★ Draw and write about the beginning, middle, and end of a book.

SECOND GRADE TO THIRD GRADE



- ★ Describe how characters in the text respond to major events and challenges.
- ★ Create a small book poster using pictures you cut from magazines. Include pictures of the setting, important story words, and characters. Paste your pictures creatively on a poster board.
- ★ Write a poem about a book.
- ★ Make an interesting facts poster about a nonfiction book.

THIRD GRADE TO FOURTH GRADE



- ★ Describe the characters in the text and explain how their actions relate to the events in the text.
- ★ Write a letter to a friend telling why he/she should read your book.
- ★ Write a list of five questions you would ask the main character of a book.
- ★ Write a song or rap about your favorite book.
- ★ Pretend you are a teacher. Make a quiz for the book you are reading.

May We Recommend...



Favorite Authors

Monica Brown

Eric Carle

Doreen Cronin

Drew Daywalt

Matt de la Pena

Susan Middleton Elya

Kevin Henkes

Grace Lin

Meg Medina

Jerry Pinkney

Bob Shea

Mo Willems

Favorite Series

Arnold, Tedd

Berenstain, Stan

Cole, Joanna

Dean, James

Lin, Grace

Manushkin, Fran

National Geographic

Parish, Peggy

Rylant, Cynthia

Scotton, Rob

Willems, Mo

Fly Guy books

Berenstain Bears books

Magic School Bus books

Pete the Cat books

Ling and Ting books

The Pedro and Katie Woo books

"Animal" books

Amelia Bedelia books

Henry and Mudge, Annie and Snowball books

Splat books

Who Was/Who Is biographies

Elephant and Piggie books

May We Recommend for Older Readers...



Favorite Authors

Beverly Cleary
 Andrew Clements
 Roald Dahl

Kate DiCamillo
 Grace Lin
 Jon Scieszka

Favorite Series

Alvarez, Julia
 Beaty, Andrea
 Brown, Monica
 Citro, Asia
 Colfer, Chris
 Cummings, Troy
 DiTerlizzi, Tony
 Elliot, Rebecca
 English, Karen
 Faruqi, Saadia
 Hale, Shannon
 Look, Lenore
 McDonald, Megan
 Messner, Kate
 Nurali, Siman
 Osborne, Mary Pope
 Park, Barbara
 Roy, Ron
 Stilton, Geronimo
 Tarshis, Lauren
 Warner, Sally

Tia Lola books
 The Questioners books
 Lola Levine/Marisol McDonald books
 Zoey and Sassafras books
 The Land of Stories books
 Notebook of Doom books
 Spiderwick Chronicles books
 Owl Diaries books
 Carver Chronicles/Nikki and Deja books
 Yasmin books
 Princess in Black books
 Alvin Ho books and Ruby Lu books
 Judy Moody/Stink books
 Ranger in Time Books
 Sadiq books
 Magic Tree House books
 Junie B. Jones books
 A to Z Mysteries books
 Geronimo Stilton/Thea Stilton books
 I Survived books
 EllRay Jakes books



Lowell Public Schools Summer Writing



Want to keep growing as a writer? Over the summer, revisit writing that you already tried during the school year, try out a new kind of writing, or push yourself and try writing something in the next grade level. You can write anything you want!

[Click here](#) to access the Summer Writing Choice Board with video tutorials for each choice.

The graphic is a colorful collage for a 'SUMMER WRITING CHOICE BOARD'. At the top, three rounded rectangular boxes represent grade levels: 'Kindergarten' (teal), 'Grade 1' (yellow), and 'Grade 2' (pink). Each box contains two smaller boxes with writing topics and icons. The 'Kindergarten' box includes 'How-To Writing' and 'How to write a TRUE story'. The 'Grade 1' box includes 'How Can I Teach My Readers?' and 'Ways to Bring Stories to Life'. The 'Grade 2' box includes 'Nonfiction Writers' and 'Crafting Powerful Small Moments'. In the center, a purple banner reads 'SUMMER WRITING CHOICE BOARD'. To the left, a green starburst says 'Letter Writing'. To the right, a teal banner says 'Graphic Novels'. Below the center banner, two more rounded rectangular boxes represent 'Grade 3' (blue) and 'Grade 4' (purple). The 'Grade 3' box includes 'How to Write a Persuasive Speech' and 'Crafting Powerful Stories'. The 'Grade 4' box includes 'Nonfiction Teaching Moves' and 'How to Write a Realistic Fiction Story'. At the bottom, a teal banner says 'REVISE' and a pink banner says 'EDIT'. On the left, a red banner says 'Journaling' next to a sun icon. On the right, a pink starburst says 'Poetry' next to a beach scene icon.

My Summer Reading Log

Remember if you want an easier way, enter all of your books online by [clicking here](#) each time you finish one. (You don't need to keep a paper copy!)

Book Title	Book Author
1.	
2.	
3.	
4.	
5.	
6.	
7.	
8.	
9.	
10.	
11.	
12.	

13.	
14.	
15.	
16.	
17.	
18.	
19.	
20.	
21.	
22.	
23.	
24.	
25.	
26.	

27.	
28.	
29.	
30.	
31.	
32.	
33.	
34.	
35.	
36.	
37.	
38.	
39.	
40.	

☺ Summer Math ☺



☺ Try your best ☺

Name: _____

Ready for Grade 4

Murkland School Math Challenge

This Ready for Grade 4 problem is based on the following state standard:

- 3.OA.3** Use multiplication and division within 100 to solve word problems in situations involving equal groups, arrays, and measurement quantities, e.g., by using drawings and equations with a symbol for the unknown number to represent the problem.

Maria has 12 feet of ribbon and wants to wrap some gifts that need 3 feet of ribbon each. How many gifts can she wrap using the ribbon?

a. Is this problem joining, separating, comparing, equal groups, or arrays? Explain your thinking.

b. What information is missing in the problem? Show your thinking using a part-part-whole organizer and equations.

c. Solve the problem. Show your work.

d. What is the solution to this problem? Write an answer statement.

My child.... (please <input checked="" type="checkbox"/>)	
<input type="checkbox"/>	Answered Each Question
<input type="checkbox"/>	Labeled Their Answers
<input type="checkbox"/>	Explained Their Thinking
<input type="checkbox"/>	Parent Signature <input type="checkbox"/>

Name: _____


Ready for Grade 4

Murkland School Math Challenge


This Ready for Grade 4 problem is based on the following state standard:

3.NF.2 Understand a fraction as a number on the number line; represent fractions on a number line diagram.

For each number line below, find and label 1 whole. Be as specific as possible.



Explain your thinking.



Explain your thinking.

My child.... (please <input checked="" type="checkbox"/>)	
<input type="checkbox"/>	Answered Each Question
<input type="checkbox"/>	Labeled Their Answers
<input type="checkbox"/>	Explained Their Thinking
<input type="checkbox"/>	Parent Signature <input type="checkbox"/>

Name: _____

Ready for Grade 4


Murkland School Math Challenge

This Ready for Grade 4 problem is based on the following state standards:

3.MD.7 Relate area to the operations of multiplication and addition.

What is the area of the shaded figure shown below?

Answer: _____



How could you find the area without counting each individual square? Show your work or explain your thinking.

My child... (please <input checked="" type="checkbox"/>)	
<input type="checkbox"/>	Answered Each Question
<input type="checkbox"/>	Labeled Their Answers
<input type="checkbox"/>	Explained Their Thinking
<input type="checkbox"/>	Parent Signature <input type="checkbox"/>

Name: _____

Ready for Grade 4

Murkland School Math Challenge

This Ready for Grade 4 problem is based on the following state standard:

3.OA.5 Apply properties of operations as strategies to multiply and divide.

Solve for the missing number in each equation below. Show your work or explain your thinking.

$$3 \times 5 = 5 \times \square$$

$$3 \times 4 \times \square = 24$$

$$30 = (4 \times 5) + (\square \times 5)$$

My child... (please <input checked="" type="checkbox"/>)	
<input type="checkbox"/>	Answered Each Question
<input type="checkbox"/>	Labeled Their Answers
<input type="checkbox"/>	Explained Their Thinking
<input type="checkbox"/>	Parent Signature <input type="checkbox"/>

Name: _____

Ready for Grade 4

Murkland School Math Challenge

This Ready for Grade 4 problem is based on the following state standard:

- 3.OA.3** Use multiplication and division within 100 to solve word problems in situations involving equal groups, arrays, and measurement quantities, e.g., by using drawings and equations with a symbol for the unknown number to represent the problem.

Grandma Helen gave each of her 7 grandchildren an equal amount of money. If she gave a total of \$42, how much did each grandchild get?

a. Is this problem joining, separating, comparing, equal groups, or arrays? Explain your thinking.

b. What information is missing in the problem? Show your thinking using a part-part-whole organizer and equations.

c. Solve the problem. Show your work.

d. What is the solution to this problem? Write an answer statement.

My child... (please <input checked="" type="checkbox"/>)	
<input type="checkbox"/>	Answered Each Question
<input type="checkbox"/>	Labeled Their Answers
<input type="checkbox"/>	Explained Their Thinking
<input type="checkbox"/>	Parent Signature <input type="checkbox"/>

Name: _____

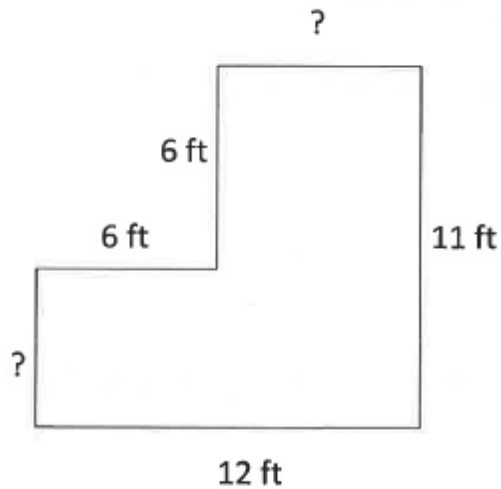
Ready for Grade 4

Murkland School Math Challenge

This Ready for Grade 4 problem is based on the following state standard:

- 3.MD.8** Solve real world and mathematical problems involving perimeters of polygons, including finding the perimeter given the side lengths, finding an unknown side length, and exhibiting rectangles with the same perimeter and different areas or with the same area and different perimeters.

Look at the shape below.



What is the perimeter of the figure above? Show your work or explain your thinking.

My child... (please <input checked="" type="checkbox"/>)	
<input type="checkbox"/>	Answered Each Question
<input type="checkbox"/>	Labeled Their Answers
<input type="checkbox"/>	Explained Their Thinking
<input type="checkbox"/>	Parent Signature <input type="checkbox"/>

Name: _____

Ready for Grade 4

Murkland School Math Challenge

This Ready for Grade 4 problem is based on the following state standard:

- 3.OA.8** Solve two-step word problems using the four operations. Represent these problems using equations with a letter standing for the unknown quantity. Assess the reasonableness of answers using mental computation and estimation strategies, including rounding.

Use the table to help you answer the question.

YUM! Cookies	
Type of Cookie	Cost
Chocolate Chip	\$1.44
Ginger Snap	64¢
Peanut Butter	\$1.21
Oatmeal	81¢

- A. Mrs. Smith bought 10 peanut butter cookies. How much did she spend? Show your work or explain your thinking.
- B. Mrs. Chicoine bought 5 chocolate chip cookies and 6 oatmeal cookies. How much did she spend? Show your work or explain your thinking.
- C. Who spent more money? How do you know?

My child... (please <input checked="" type="checkbox"/>)	
<input type="checkbox"/>	Answered Each Question
<input type="checkbox"/>	Labeled Their Answers
<input type="checkbox"/>	Explained Their Thinking
<input type="checkbox"/>	Parent Signature <input type="checkbox"/>

Name: _____

Ready for Grade 4

Murkland School Math Challenge

This Ready for Grade 4 problem is based on the following state standard:

3.MD.4 Generate measurement data by measuring lengths using rulers marked with halves and fourths of an inch. Show the data by making a line plot, where the horizontal scale is marked off in appropriate units—whole numbers, halves, or quarters.

Students in Mr. Lisien’s class were jumping to see who has the longest jump. Mr. Lisien recorded their jumps in the table below.

Name	Alex	Jen	Kyle	Cody	Amy	Sam	Dan	Tom	Joe
Jump	17 ½ in.	17 ¾ in.	18 ¼ in.	16 in.	17 in.	16 in.	16 ½ in.	17 ¼ in.	16 ¼ in.

Mr. Lisien started to make the line plot below to show the data from his chart. Put Xs above the correct numbers to complete the line plot.



A. How far was the longest jump?

B. How far was the shortest jump?

My child... (please <input checked="" type="checkbox"/>)	
<input type="checkbox"/>	Answered Each Question
<input type="checkbox"/>	Labeled Their Answers
<input type="checkbox"/>	Explained Their Thinking
<input type="checkbox"/>	Parent Signature <input type="checkbox"/>

Name: _____

Ready for Grade 4

Murkland School Math Challenge

This Ready for Grade 4 problem is based on the following state standard:

Tell and write time to the nearest minute and measure time intervals in minutes.

3.MD.1 Solve word problems involving addition and subtraction of time intervals in minutes, e.g., by representing the problem on a number line diagram.

Mrs. Slipp is training her dogs. Every 45 minutes, they each earn a treat if they follow commands. She started training them at the time shown below.



A. When is the next time they will earn a treat for following commands? Show your work or explain your thinking.

B. How many times can the dogs earn treats by 8:00? Show your work or explain your thinking.

My child... (please <input checked="" type="checkbox"/>)	
<input type="checkbox"/>	Answered Each Question
<input type="checkbox"/>	Labeled Their Answers
<input type="checkbox"/>	Explained Their Thinking
<input type="checkbox"/>	Parent Signature <input type="checkbox"/>

Name: _____

Ready for Grade 4


Murkland School Math Challenge

This Ready for Grade 4 problem is based on the following state standard:

- 3.G.2** Partition shapes into parts with equal areas. Express the area of each part as a unit fraction of the whole.

Mrs. Damianakis is planting a garden. Her garden is shaped like a rectangle.

A. Mrs. Damianakis planted $\frac{3}{4}$ of her garden with summer squash. Draw the amount of her garden that has summer squash in the rectangle below. Be as precise as possible.



B. Mrs. Damianakis planted the rest of her garden with peppers. What fraction of her garden has peppers? Show your work or explain your thinking.

My child... (please <input checked="" type="checkbox"/>)	
<input type="checkbox"/>	Answered Each Question
<input type="checkbox"/>	Labeled Their Answers
<input type="checkbox"/>	Explained Their Thinking
<input type="checkbox"/>	Parent Signature <input type="checkbox"/>

Name: _____

Ready for Grade 4

Murkland School Math Challenge

This Ready for Grade 4 problem is based on the following state standard:

3.NBT.1 Use place value understanding to round whole numbers to the nearest 10 or 100.

Ms. Cohen is estimating the cost of some new dog supplies. The costs are shown in the table below.

New Dog Supplies	
Supply	Cost
Fencing	\$524
Dog House	\$163
Dog Bed	\$32

Ms. Cohen decides to buy all the supplies. Which estimate produces the greater amount? Show your work or explain your thinking.

Rounding to the Nearest Ten	Rounding to the Nearest Hundred

My child... (please <input checked="" type="checkbox"/>)	
<input type="checkbox"/>	Answered Each Question
<input type="checkbox"/>	Labeled Their Answers
<input type="checkbox"/>	Explained Their Thinking
<input type="checkbox"/>	Parent Signature <input type="checkbox"/>



Use addition to solve the following problems.

Answers

1) $325 + 640 =$ _____

2) $370 + 513 =$ _____

1. _____

3) $427 + 699 =$ _____

4) $508 + 815 =$ _____

2. _____

3. _____

5) $244 + 891 =$ _____

6) $133 + 627 =$ _____

4. _____

5. _____

7) $158 + 933 =$ _____

8) $471 + 405 =$ _____

6. _____

7. _____

9) $633 + 854 =$ _____

10) $165 + 491 =$ _____

8. _____

9. _____

11) $993 + 434 =$ _____

12) $377 + 478 =$ _____

10. _____

11. _____

13) $664 + 309 =$ _____

14) $364 + 387 =$ _____

12. _____

13. _____

15) $744 + 315 =$ _____

16) $902 + 243 =$ _____

14. _____

15. _____

17) $680 + 178 =$ _____

18) $535 + 678 =$ _____

16. _____

17. _____

19) $317 + 395 =$ _____

20) $411 + 575 =$ _____

18. _____

19. _____

20. _____



Use addition to solve the following problems.

Answers

$$\begin{array}{r} 1) \quad 202 \\ + \quad 754 \\ \hline \end{array}$$

$$\begin{array}{r} 2) \quad 121 \\ + \quad 438 \\ \hline \end{array}$$

$$\begin{array}{r} 3) \quad 201 \\ + \quad 891 \\ \hline \end{array}$$

$$\begin{array}{r} 4) \quad 115 \\ + \quad 397 \\ \hline \end{array}$$

$$\begin{array}{r} 5) \quad 788 \\ + \quad 243 \\ \hline \end{array}$$

$$\begin{array}{r} 6) \quad 923 \\ + \quad 290 \\ \hline \end{array}$$

$$\begin{array}{r} 7) \quad 916 \\ + \quad 858 \\ \hline \end{array}$$

$$\begin{array}{r} 8) \quad 910 \\ + \quad 505 \\ \hline \end{array}$$

$$\begin{array}{r} 9) \quad 719 \\ + \quad 197 \\ \hline \end{array}$$

$$\begin{array}{r} 10) \quad 872 \\ + \quad 122 \\ \hline \end{array}$$

$$\begin{array}{r} 11) \quad 232 \\ + \quad 229 \\ \hline \end{array}$$

$$\begin{array}{r} 12) \quad 294 \\ + \quad 835 \\ \hline \end{array}$$

$$\begin{array}{r} 13) \quad 774 \\ + \quad 404 \\ \hline \end{array}$$

$$\begin{array}{r} 14) \quad 235 \\ + \quad 699 \\ \hline \end{array}$$

$$\begin{array}{r} 15) \quad 201 \\ + \quad 337 \\ \hline \end{array}$$

$$\begin{array}{r} 16) \quad 302 \\ + \quad 519 \\ \hline \end{array}$$

$$\begin{array}{r} 17) \quad 765 \\ + \quad 774 \\ \hline \end{array}$$

$$\begin{array}{r} 18) \quad 525 \\ + \quad 599 \\ \hline \end{array}$$

$$\begin{array}{r} 19) \quad 336 \\ + \quad 197 \\ \hline \end{array}$$

$$\begin{array}{r} 20) \quad 640 \\ + \quad 259 \\ \hline \end{array}$$

$$\begin{array}{r} 21) \quad 927 \\ + \quad 825 \\ \hline \end{array}$$

$$\begin{array}{r} 22) \quad 301 \\ + \quad 491 \\ \hline \end{array}$$

$$\begin{array}{r} 23) \quad 132 \\ + \quad 493 \\ \hline \end{array}$$

$$\begin{array}{r} 24) \quad 403 \\ + \quad 642 \\ \hline \end{array}$$

1. _____
2. _____
3. _____
4. _____
5. _____
6. _____
7. _____
8. _____
9. _____
10. _____
11. _____
12. _____
13. _____
14. _____
15. _____
16. _____
17. _____
18. _____
19. _____
20. _____
21. _____
22. _____
23. _____
24. _____



Use subtraction to solve the problems.

Answers

$$\begin{array}{r} 1) \quad 671 \\ - \quad 142 \\ \hline \end{array}$$

$$\begin{array}{r} 2) \quad 611 \\ - \quad 104 \\ \hline \end{array}$$

$$\begin{array}{r} 3) \quad 552 \\ - \quad 378 \\ \hline \end{array}$$

$$\begin{array}{r} 4) \quad 349 \\ - \quad 237 \\ \hline \end{array}$$

$$\begin{array}{r} 5) \quad 575 \\ - \quad 280 \\ \hline \end{array}$$

$$\begin{array}{r} 6) \quad 559 \\ - \quad 188 \\ \hline \end{array}$$

$$\begin{array}{r} 7) \quad 473 \\ - \quad 149 \\ \hline \end{array}$$

$$\begin{array}{r} 8) \quad 131 \\ - \quad 106 \\ \hline \end{array}$$

$$\begin{array}{r} 9) \quad 752 \\ - \quad 424 \\ \hline \end{array}$$

$$\begin{array}{r} 10) \quad 652 \\ - \quad 451 \\ \hline \end{array}$$

$$\begin{array}{r} 11) \quad 531 \\ - \quad 339 \\ \hline \end{array}$$

$$\begin{array}{r} 12) \quad 759 \\ - \quad 720 \\ \hline \end{array}$$

$$\begin{array}{r} 13) \quad 726 \\ - \quad 670 \\ \hline \end{array}$$

$$\begin{array}{r} 14) \quad 315 \\ - \quad 225 \\ \hline \end{array}$$

$$\begin{array}{r} 15) \quad 961 \\ - \quad 888 \\ \hline \end{array}$$

$$\begin{array}{r} 16) \quad 883 \\ - \quad 321 \\ \hline \end{array}$$

$$\begin{array}{r} 17) \quad 732 \\ - \quad 689 \\ \hline \end{array}$$

$$\begin{array}{r} 18) \quad 898 \\ - \quad 494 \\ \hline \end{array}$$

$$\begin{array}{r} 19) \quad 194 \\ - \quad 109 \\ \hline \end{array}$$

$$\begin{array}{r} 20) \quad 661 \\ - \quad 579 \\ \hline \end{array}$$

1. _____

2. _____

3. _____

4. _____

5. _____

6. _____

7. _____

8. _____

9. _____

10. _____

11. _____

12. _____

13. _____

14. _____

15. _____

16. _____

17. _____

18. _____

19. _____

20. _____



Subtracting Across Zeroes

Name: _____

Use subtraction to solve the problems. Make sure you borrow correctly.

Answers

$$\begin{array}{r} 1) \quad 504 \\ - \quad 496 \\ \hline \end{array}$$

$$\begin{array}{r} 2) \quad 306 \\ - \quad 179 \\ \hline \end{array}$$

$$\begin{array}{r} 3) \quad 903 \\ - \quad 131 \\ \hline \end{array}$$

$$\begin{array}{r} 4) \quad 107 \\ - \quad 37 \\ \hline \end{array}$$

1. _____

2. _____

3. _____

$$\begin{array}{r} 5) \quad 304 \\ - \quad 48 \\ \hline \end{array}$$

$$\begin{array}{r} 6) \quad 509 \\ - \quad 247 \\ \hline \end{array}$$

$$\begin{array}{r} 7) \quad 404 \\ - \quad 45 \\ \hline \end{array}$$

$$\begin{array}{r} 8) \quad 102 \\ - \quad 93 \\ \hline \end{array}$$

4. _____

5. _____

6. _____

7. _____

$$\begin{array}{r} 9) \quad 902 \\ - \quad 252 \\ \hline \end{array}$$

$$\begin{array}{r} 10) \quad 304 \\ - \quad 218 \\ \hline \end{array}$$

$$\begin{array}{r} 11) \quad 704 \\ - \quad 646 \\ \hline \end{array}$$

$$\begin{array}{r} 12) \quad 101 \\ - \quad 25 \\ \hline \end{array}$$

8. _____

9. _____

10. _____

11. _____

12. _____

$$\begin{array}{r} 13) \quad 408 \\ - \quad 140 \\ \hline \end{array}$$

$$\begin{array}{r} 14) \quad 708 \\ - \quad 352 \\ \hline \end{array}$$

$$\begin{array}{r} 15) \quad 403 \\ - \quad 152 \\ \hline \end{array}$$

$$\begin{array}{r} 16) \quad 105 \\ - \quad 94 \\ \hline \end{array}$$

13. _____

14. _____

15. _____

16. _____

$$\begin{array}{r} 17) \quad 108 \\ - \quad 37 \\ \hline \end{array}$$

$$\begin{array}{r} 18) \quad 208 \\ - \quad 63 \\ \hline \end{array}$$

$$\begin{array}{r} 19) \quad 608 \\ - \quad 527 \\ \hline \end{array}$$

$$\begin{array}{r} 20) \quad 704 \\ - \quad 626 \\ \hline \end{array}$$

17. _____

18. _____

19. _____

20. _____



Rewrite each addition problem into a multiplication problem.

Answers

Ex) $1 + 1 + 1 + 1$

1×4

Ex. 1×4

Ex) $8 + 8$

8×2

Ex. 8×2

1) $7 + 7 + 7 + 7 + 7 + 7 + 7 + 7$

1. _____

2) $6 + 6 + 6 + 6 + 6 + 6 + 6 + 6$

2. _____

3) $4 + 4 + 4 + 4 + 4 + 4$

3. _____

4) $1 + 1 + 1 + 1 + 1 + 1$

4. _____

5) $9 + 9$

5. _____

6) $4 + 4 + 4 + 4$

6. _____

7) $4 + 4 + 4$

7. _____

8) $7 + 7$

8. _____

9) $1 + 1 + 1 + 1 + 1 + 1 + 1 + 1$

9. _____

10) $5 + 5 + 5 + 5 + 5 + 5$

10. _____

11) $8 + 8 + 8 + 8 + 8 + 8$

11. _____

12) $2 + 2$

12. _____

13) $3 + 3 + 3 + 3$

13. _____

14) $8 + 8 + 8 + 8 + 8 + 8 + 8$

14. _____

15) $6 + 6 + 6$

15. _____

16) $9 + 9 + 9 + 9$

16. _____

17) $6 + 6 + 6 + 6 + 6$

17. _____

18) $1 + 1 + 1 + 1 + 1 + 1 + 1 + 1 + 1$

18. _____

19) $4 + 4 + 4 + 4 + 4$

19. _____

20) $3 + 3 + 3 + 3 + 3 + 3 + 3 + 3 + 3 + 3$

20. _____



Determine the answer to the following problems.

Answers

1) $3 \times 30 =$ _____

2) $30 \times 4 =$ _____

1. _____

2. _____

3. _____

4. _____

5. _____

6. _____

7. _____

8. _____

9. _____

10. _____

11. _____

12. _____

13. _____

14. _____

15. _____

16. _____

17. _____

18. _____

19. _____

20. _____

21. _____

22. _____

23. _____

24. _____

25. _____

26. _____

27. _____

28. _____

29. _____

30. _____

3) $3 \times 90 =$ _____

4) $50 \times 7 =$ _____

5) $8 \times 60 =$ _____

6) $10 \times 7 =$ _____

7) $6 \times 50 =$ _____

8) $80 \times 3 =$ _____

9) $9 \times 60 =$ _____

10) $70 \times 7 =$ _____

11) $2 \times 20 =$ _____

12) $90 \times 7 =$ _____

13) $5 \times 30 =$ _____

14) $40 \times 2 =$ _____

15) $4 \times 20 =$ _____

16) $90 \times 8 =$ _____

17) $6 \times 80 =$ _____

18) $80 \times 4 =$ _____

19) $5 \times 70 =$ _____

20) $10 \times 9 =$ _____

21) $3 \times 50 =$ _____

22) $70 \times 4 =$ _____

23) $4 \times 50 =$ _____

24) $30 \times 2 =$ _____

25) $3 \times 70 =$ _____

26) $90 \times 9 =$ _____

27) $7 \times 60 =$ _____

28) $90 \times 6 =$ _____

29) $7 \times 30 =$ _____

30) $30 \times 6 =$ _____




Determine the perimeter and area for the following rectangles.

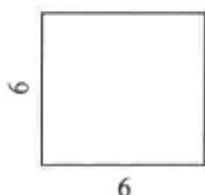
Answers



1) Perimeter: _____
2) Area: _____



3) Perimeter: _____
4) Area: _____




5) Perimeter: _____
6) Area: _____




7) Perimeter: _____
8) Area: _____




9) Perimeter: _____
10) Area: _____



11) Perimeter: _____
12) Area: _____



13) Perimeter: _____
14) Area: _____



15) Perimeter: _____
16) Area: _____

1. _____
2. _____
3. _____
4. _____
5. _____
6. _____
7. _____
8. _____
9. _____
10. _____
11. _____
12. _____
13. _____
14. _____
15. _____
16. _____